

# Class - KG

## Worksheets - Numbers

### Level-1

### (Learning numbers)

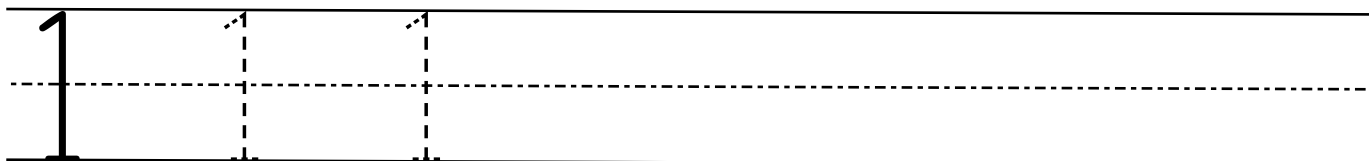
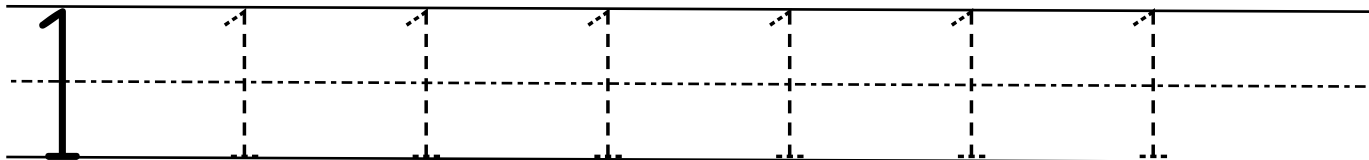
---




## Tracing the number 1 (one)

Practice tracing and printing the number 1 (one):

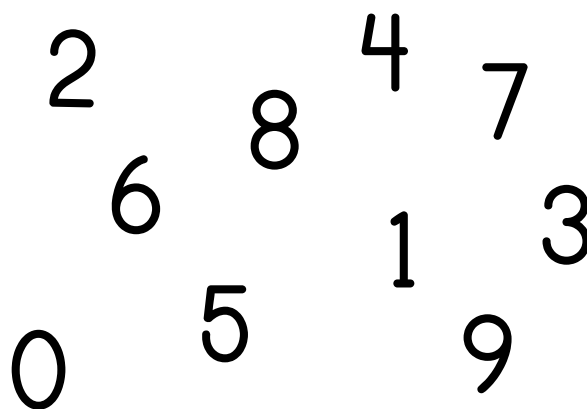
1



Count the apples:



Circle the number 1

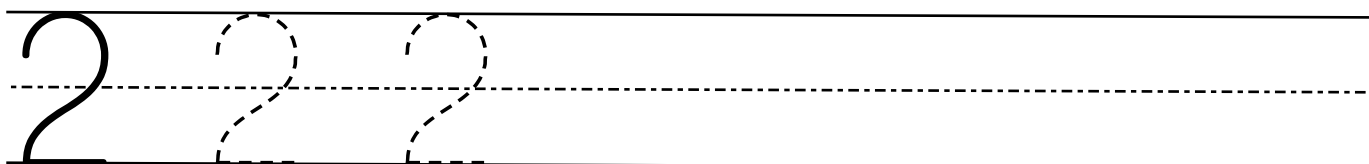
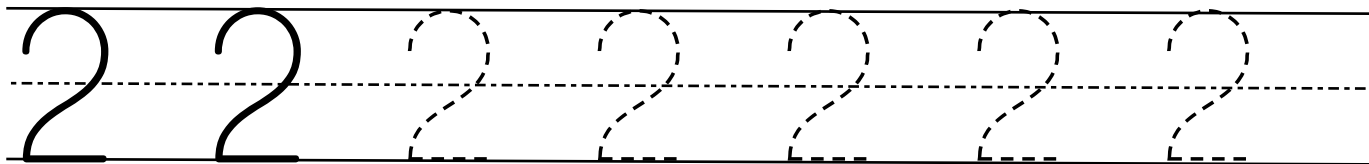


one

## Tracing the number 2 (two)

Practice tracing and printing the number 2 (two):

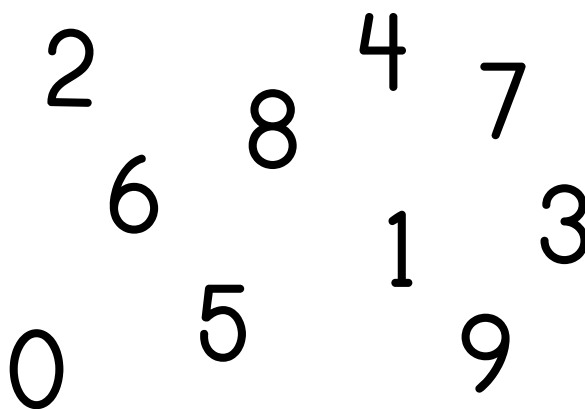
2



Count the muffins:



Circle the number 2

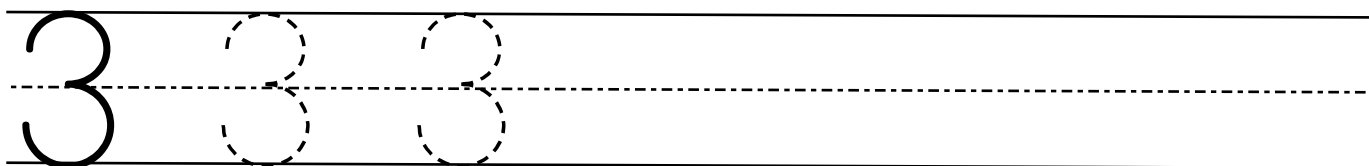
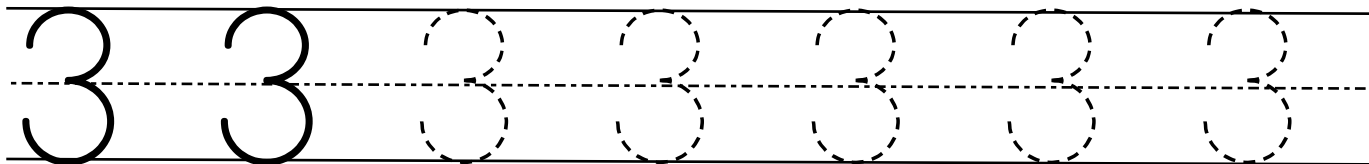


two


## Tracing the number 3 (three)

Practice tracing and printing the number 3 (three).

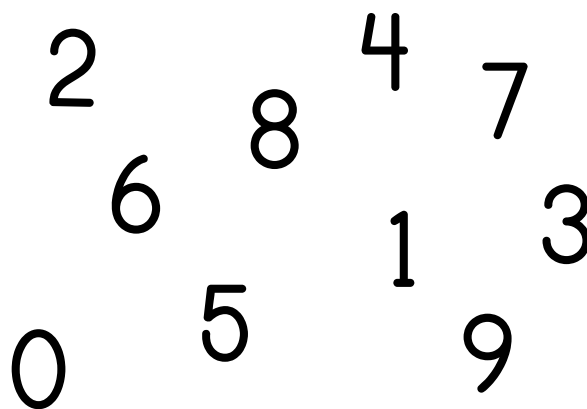
3



Count the balloons:



Circle the number 3

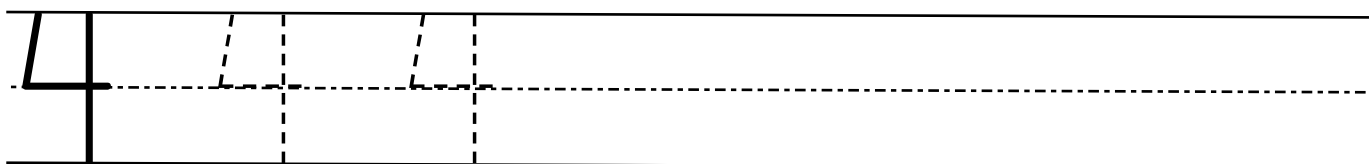
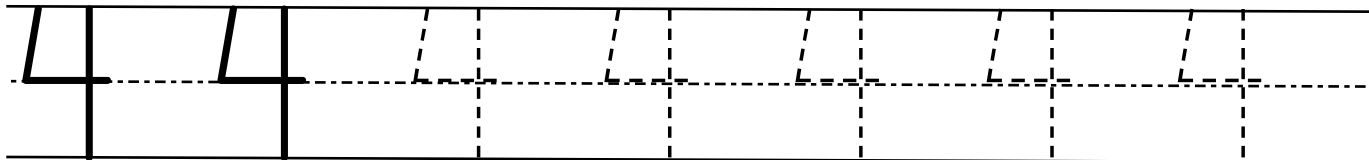


three


## Tracing the number 4 (four)

Practice tracing and printing the number 4 (four).

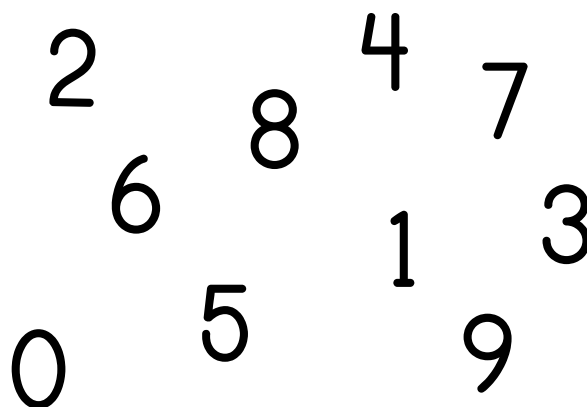
4



Count the pencils:



Circle the number 4:

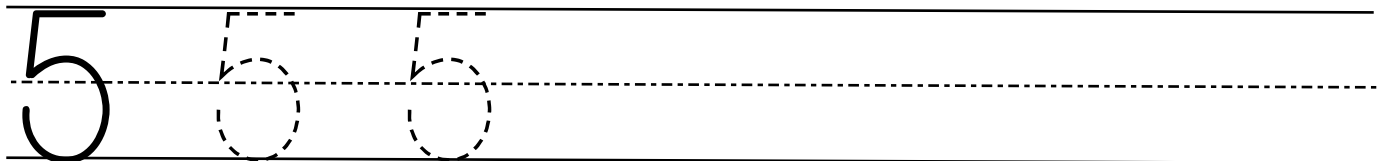
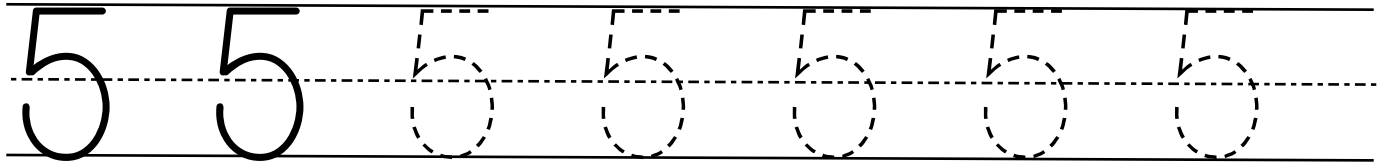


four


## Tracing the number 5 (five)

Practice tracing and printing the number 5 (five).

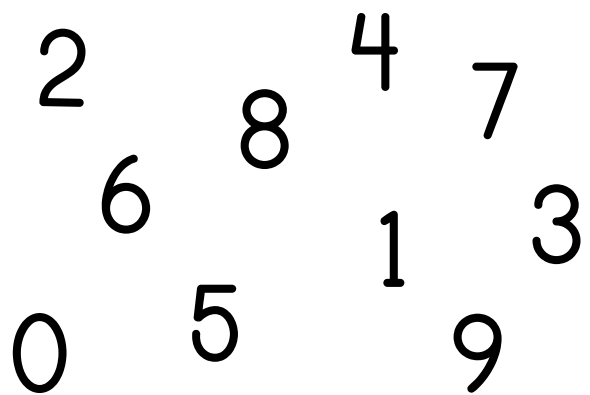
# 5



Count the penguins:



Circle the number 5:

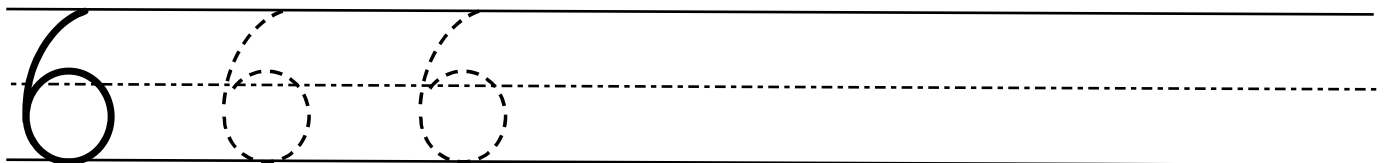
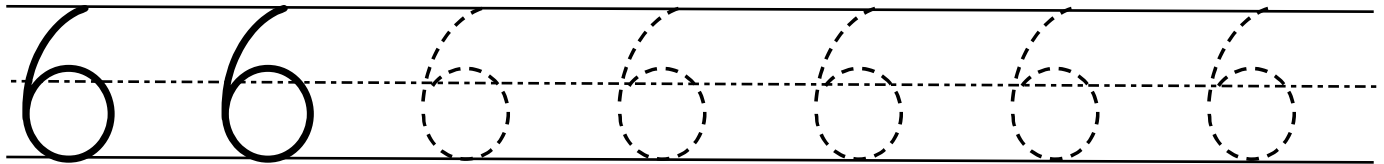


# five


## Tracing the number 6 (six)

Practice tracing and printing the number 6 (six).

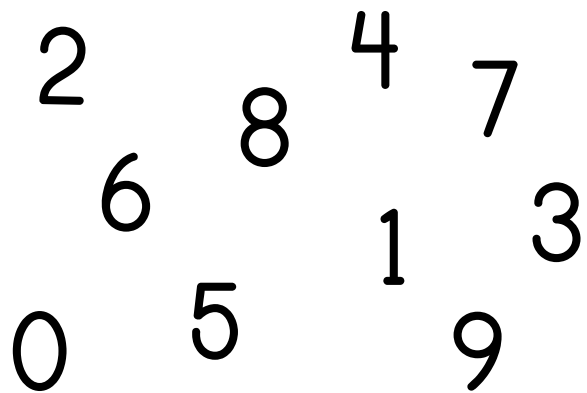
6



Count the pizza slices:



Circle the number 6:

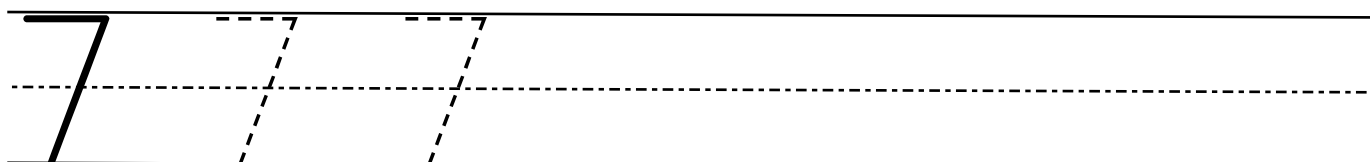
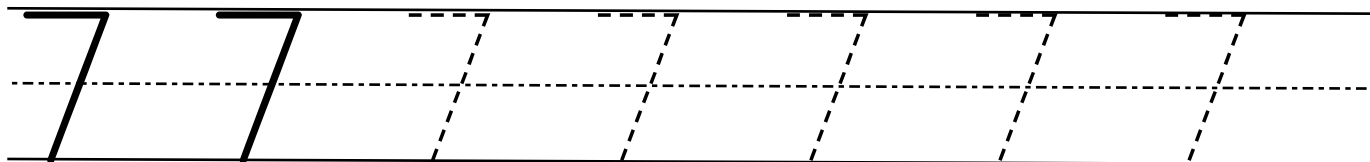


six

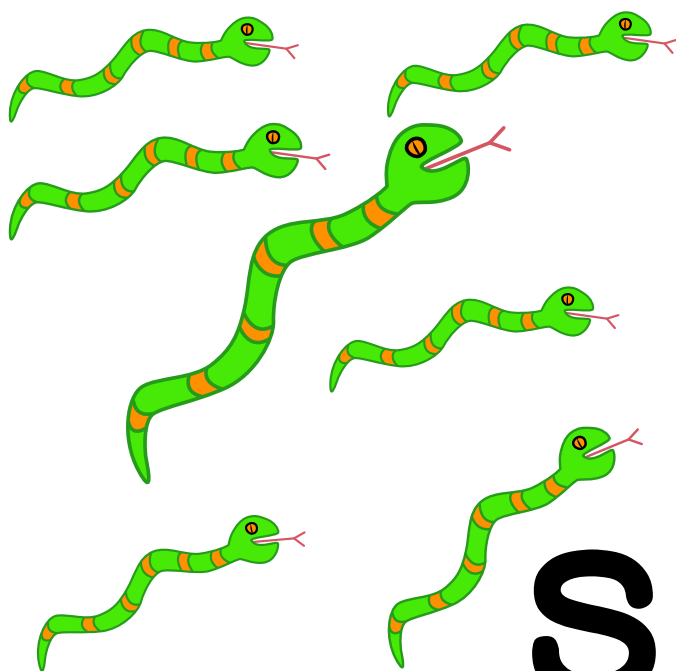
## Tracing the number 7 (seven)

Practice tracing and printing the number 7 (seven).

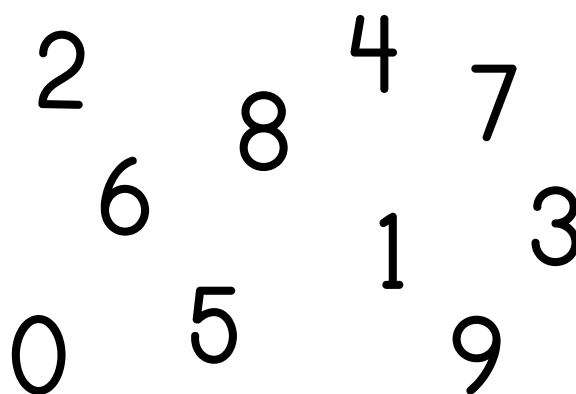
7



Count the snakes:



Circle the number 7:

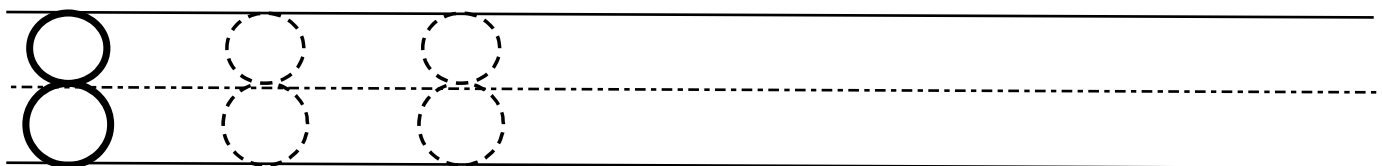
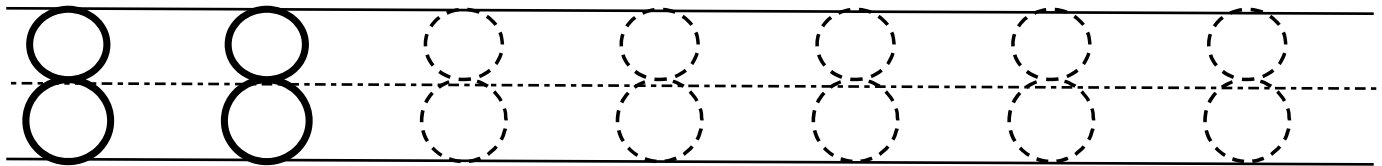


seven


## Tracing the number 8 (eight)

Practice tracing and printing the number 8 (eight).

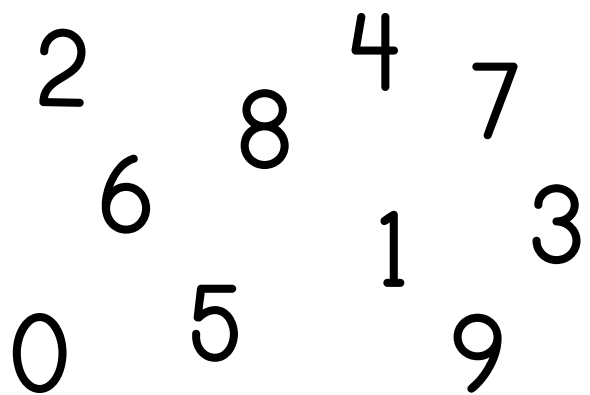
8



Count the cherries:



Circle the number 8:

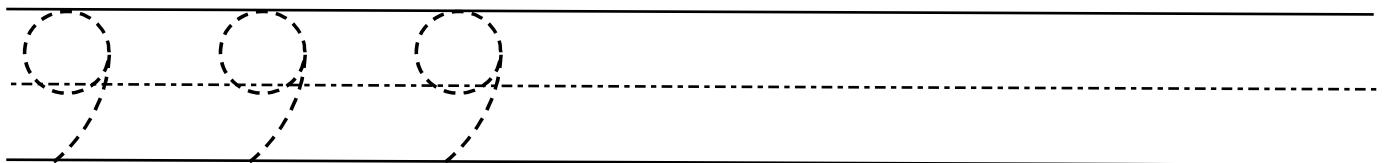
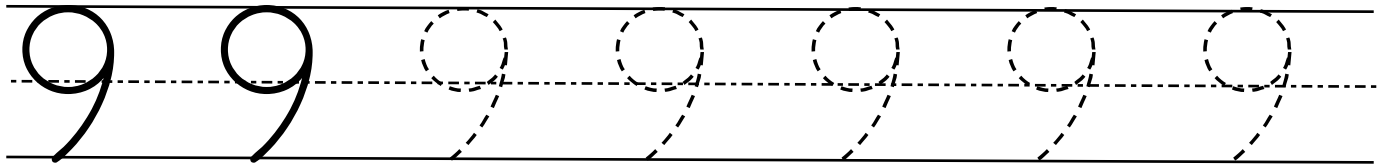


eight


## Tracing the number 9 (nine)

Practice tracing and printing the number 9 (nine).

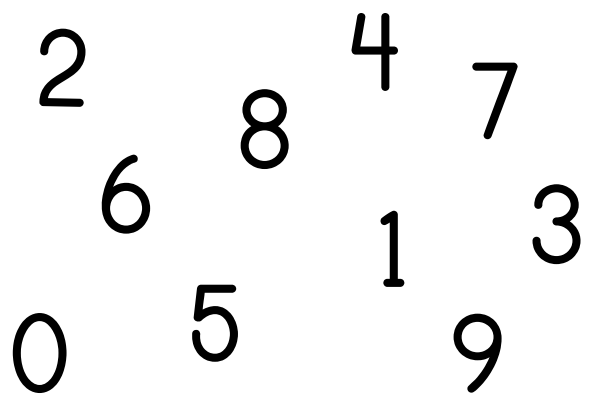
9



Count the balloons:



Circle the number 9:

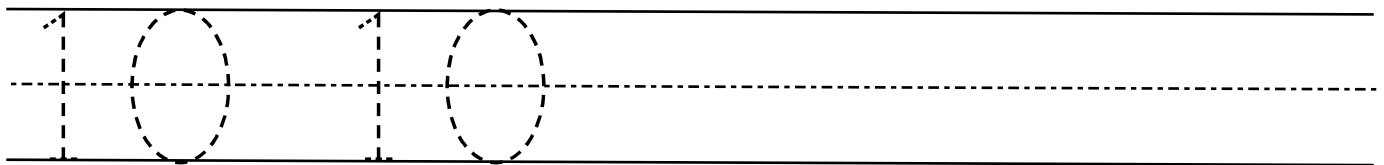
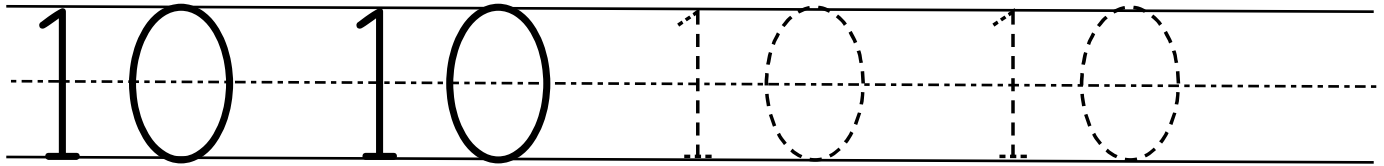


nine

## Tracing the number 10 (ten)

Practice tracing and printing the number 10 (ten).

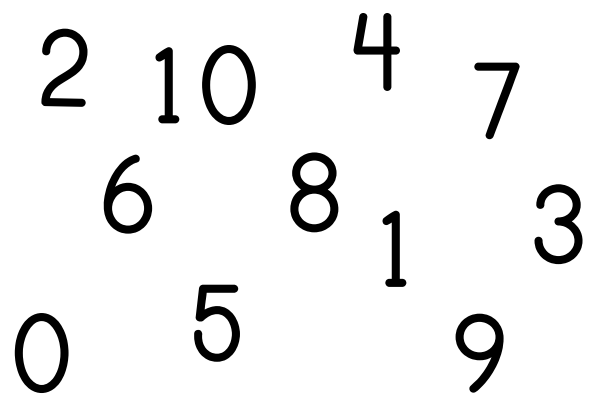
10



Count the insects:



Circle the number 10:



ten

# Printing the number 1 (one)

Practice printing the number 1 and the word "one".

1 1 1

one one one

1

one

1



One apple

one

## Printing the number 2 (two)

Practice printing the number 2 and the word "two".


2 2 2

two two two

2

two

2



Two apples

two

## Printing the number 3 (three)

Practice printing the number 3 and the word "three".

3 3 3

three three

3

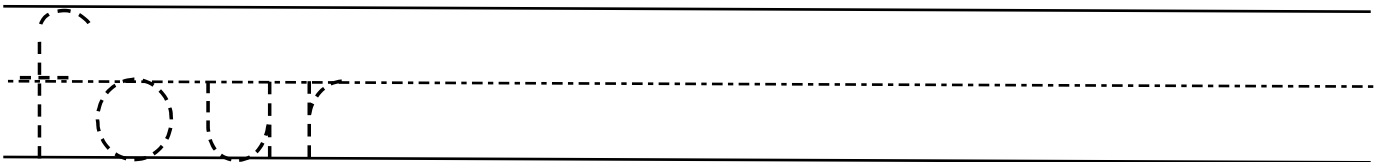
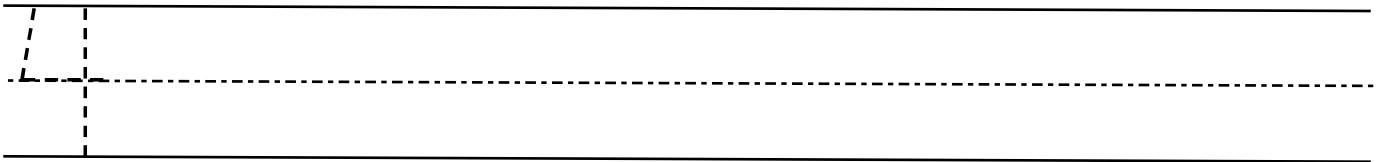
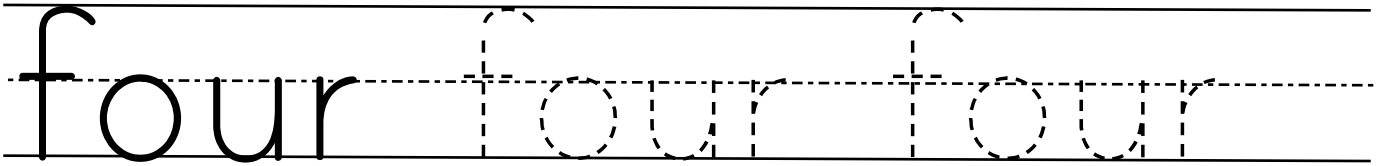
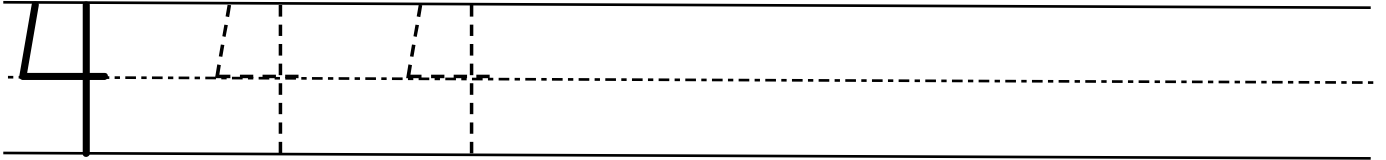
three

3  three


Three apples

## Printing the number 4 (four)

Practice printing the number 4 and the word "four".



4



Four apples

four

# Printing the number 5 (five)


Practice printing the number 5 and the word "five".

5 5 5

five five five

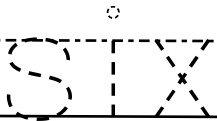
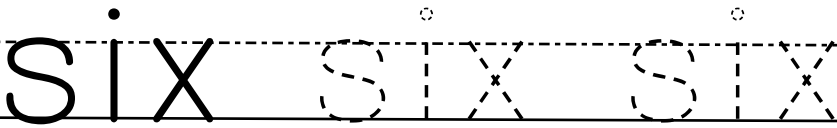
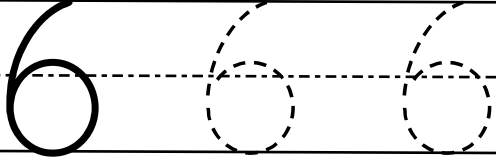
5

five




# Printing the number 6 (six)

Practice printing the number 6 and the word "six".




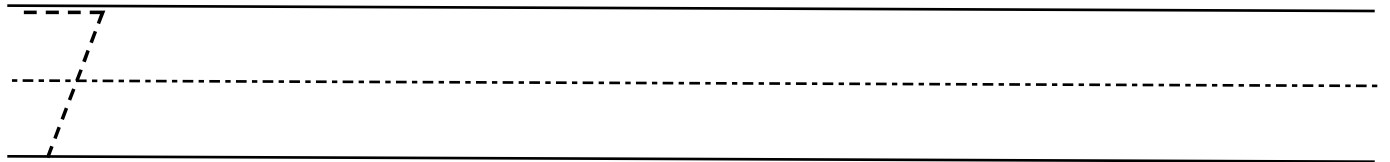
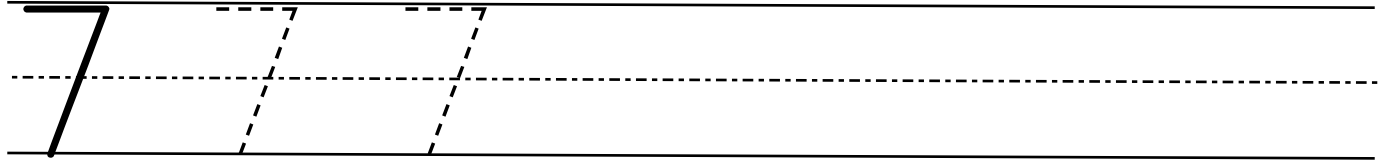
6



six


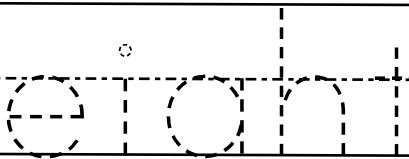
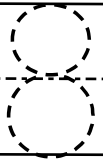
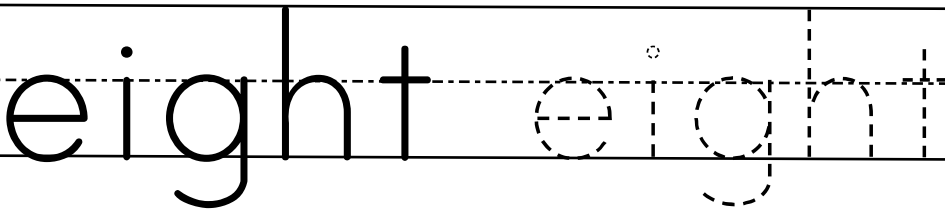
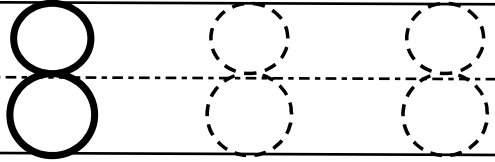
# Printing the number 7 (seven)

Practice printing the number 7 and the word "seven".




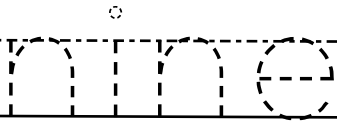
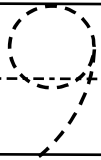
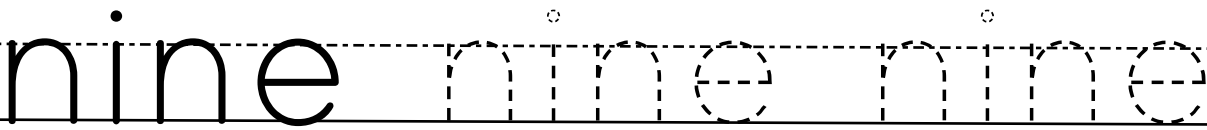
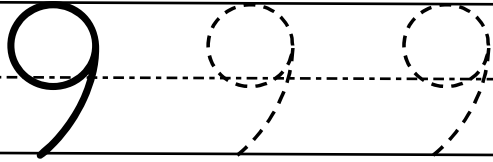
# Printing the number 8 (eight)

Practice printing the number 8 and the word "eight".



# Printing the number 9 (nine)

Practice printing the number 9 and the word "nine".



# Printing the number 10 (ten)


Practice printing the number 10 and the word "ten".

10 10 10

ten ten ten

10

ten

10  ten

## Printing the number 11 (eleven)

---

Practice printing the number 11 and the word "eleven".

11 11 11 11

eleven eleven

11

eleven

11 eleven

## Printing the number 12 (twelve)

---

Practice printing the number 12 and the word "twelve".

12 12 12

twelve twelve

12

twelve

12

twelve

## Printing the number 13 (thirteen)

---

Practice printing the number 13 and the word "thirteen".

13 13 13

thirteen thirteen

13

thirteen

13 thirteen

## Printing the number 14 (fourteen)

---

Practice printing the number 14 and the word "fourteen".

14 14 14

fourteen fourteen

14

fourteen

14 fourteen



## Printing the number 15 (fifteen)

---

Practice printing the number 15 and the word "fifteen".

15 15 15

fifteen fifteen

15

fifteen

15

fifteen

## Printing the number 16 (sixteen)

Practice printing the number 16 and the word "sixteen".

16 16 16

sixteen sixteen

16

sixteen

16

sixteen

## Printing the number 17 (seventeen)

---

Practice printing the number 17 and the word "seventeen".

17 17 17

seventeen seventeen

17

seventeen

17

seventeen



## Printing the number 18 (eighteen)

---

Practice printing the number 18 and the word "eighteen".

18 18 18

eighteen eighteen

18

eighteen

18

eighteen

## Printing the number 19 (nineteen)

Practice printing the number 19 and the word "nineteen".

19 19 19

nineteen nineteen

19

nineteen

19 nineteen

## Printing the number 20 (twenty)

Practice printing the number 20 and the word "twenty".

20 20 20

twenty twenty

20

twenty

20

twenty

